



Traveling Scholar Program
Evaluation Report
2008 -2013

Introduction

The Traveling Scholar Program (TSP) enables doctoral-level students at any CIC university to take advantage of educational opportunities—specialized courses, unique library collections, unusual laboratories—at any other CIC university without change in registration or increase in tuition. Since the program began in 1963, close to 7,000 doctoral candidates at the CIC universities have participated. CIC staff present this report as an evaluation of the Traveling Scholar Program.

Key Findings

- Student participation trends vary greatly by institutions by academic year but the number of participants remains steady across years. Note: Two non-CIC universities ended their participation in the Traveling Scholar Program in 2011-12 and 2012-13, respectively. When these universities' Traveling Scholar numbers are omitted from past years' analyses, the total number of Traveling Scholar courses and participants remains steady. Further, a drastic drop in participants from 2006-07 to 2007-08 is attributable to a popular summer program at a CIC university which stopped accepting TSP participants. Controlling for these changes, Traveling Scholar numbers remain steady. *See Appendices A through I.*
- Established administrative processes and inherent program flexibility contribute to the sustained success of the Traveling Scholar Program. The voluntary nature of the TSP allows the host and home departments and colleges to approve or reject each application. Traveling Scholar Program Contacts (*see Appendix J*) monitor program participation for their own campuses and make adjustments to their promotional efforts accordingly.

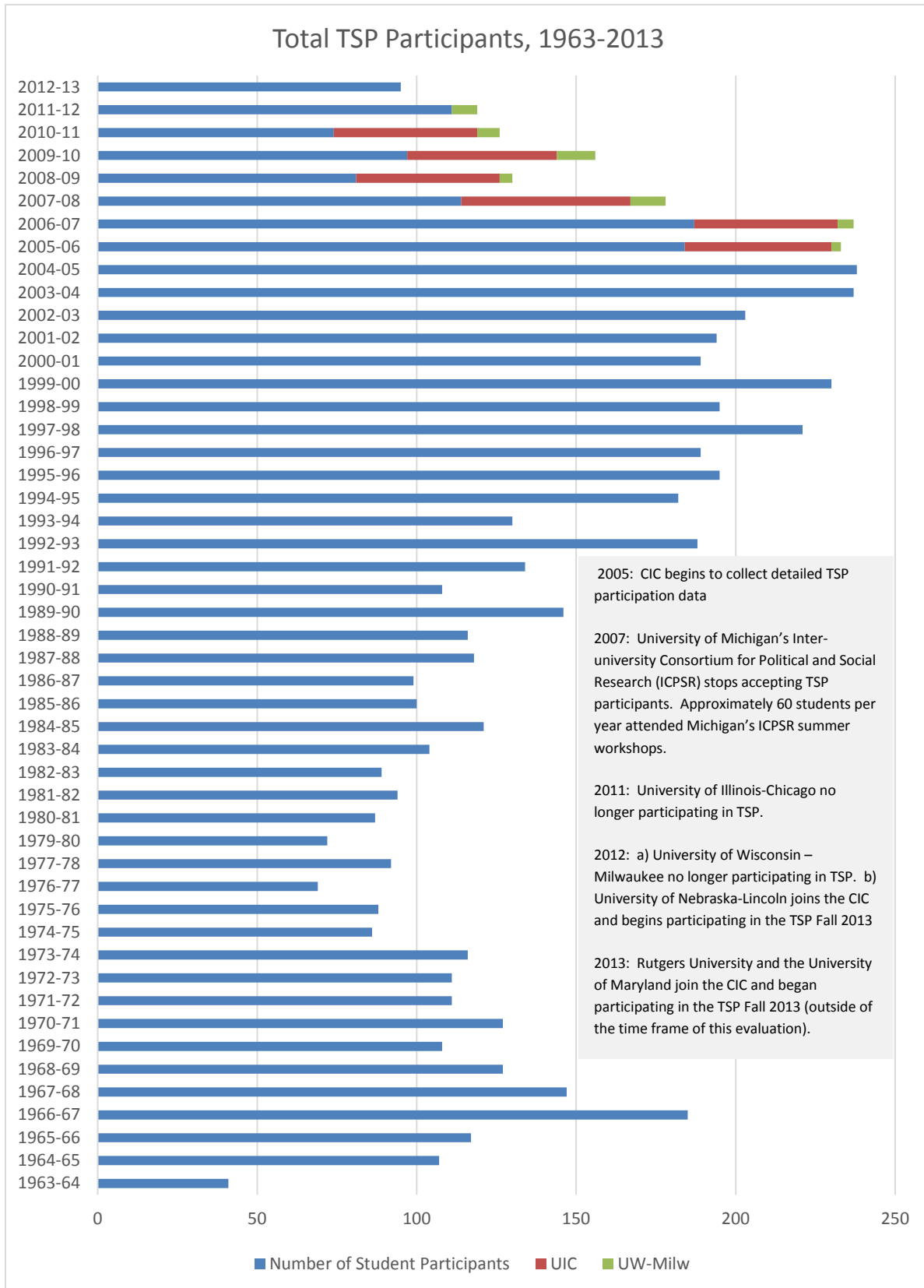
Recommendations

This evaluation effort indicates that the Traveling Scholar program remains an invaluable resource for nearly 100 CIC students per year and, therefore, should be maintained. While there are sharp differences between universities in terms of numbers of TSP participants and courses, the program as a whole expands access to specialized courses for CIC doctoral students who consistently utilize TSP year after year. The Traveling Scholar application process, including the approval/denial flexibility on either side of the relationship, has proven effective and should continue.

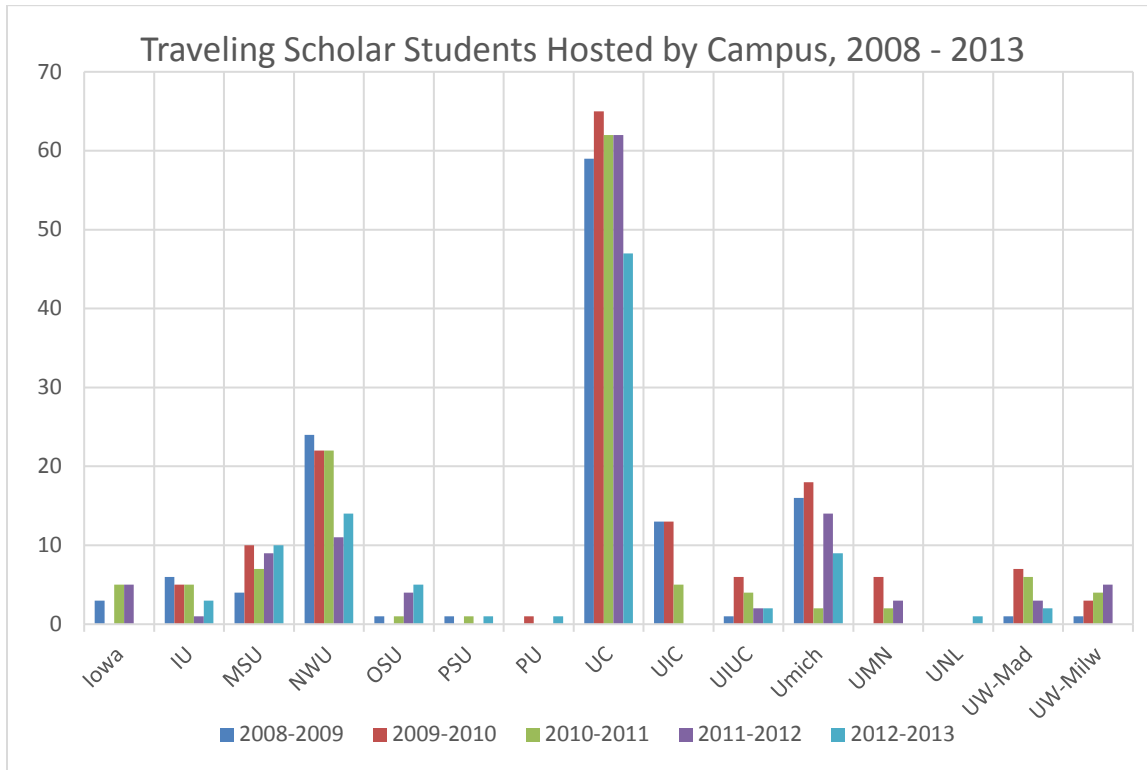
Conclusion

The Traveling Scholar Program is well orchestrated by the Campus Contacts and well received by participants. Student demand continues unabated and, based on data from the past 5 years, the numbers of TSP participants and courses remain strong.

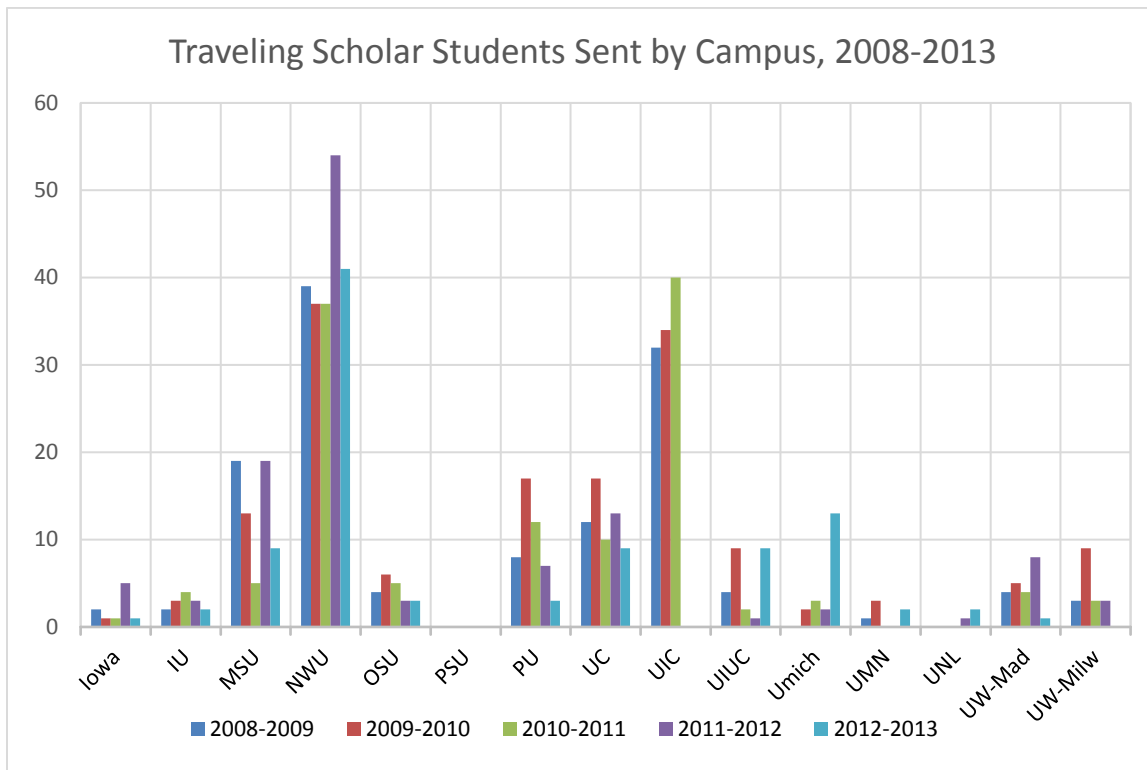
Appendix A: Total TSP Participants, 1963 – 2013



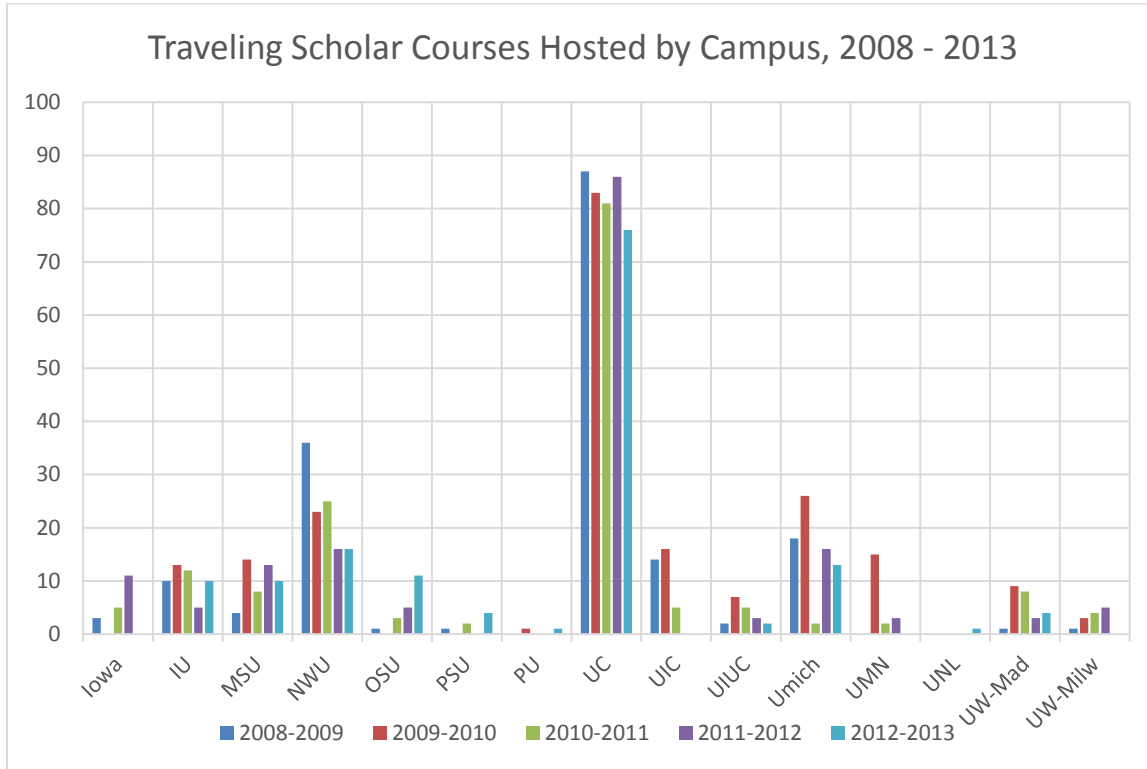
Appendix B:



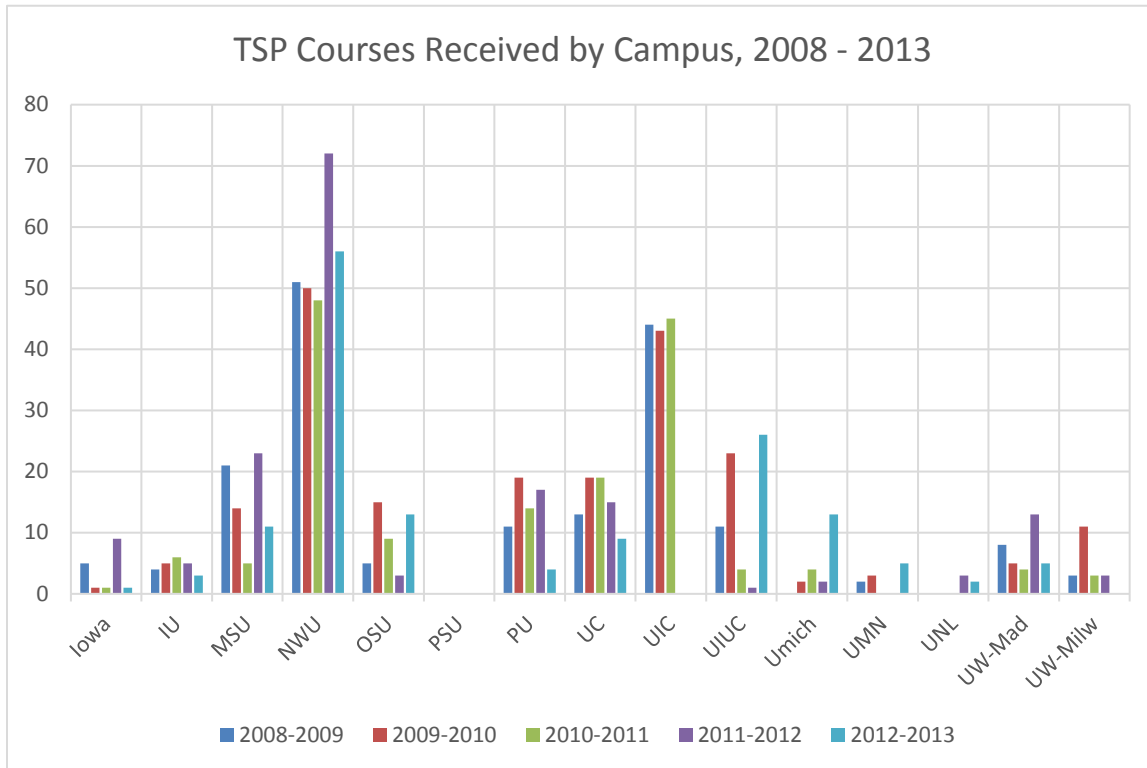
Appendix C:



Appendix D:



Appendix E:



Appendix F: TSP participant numbers including hosted, home, and net (host minus home), 2008-2013

	Iowa	IU	MSU	NWU	OSU	PSU	PU	UC	UIC	UIUC	Umich	UMN	UNL	UW-Mad	UW-Milw	Total Apps
2008-2009																
host campus on application	3	6	4	24	1	1	0	59	13	1	16	0	0	1	1	130
home campus on application	2	2	19	39	4	0	8	12	32	4	0	1	0	4	3	130
net (hosted more than sent)	1	4	-15	-15	-3	1	-8	47	-19	-3	16	-1	0	-3	-2	
2009-2010																
host campus on application	0	5	10	22	0	0	1	65	13	6	18	6	0	7	3	156
home campus on application	1	3	13	37	6	0	17	17	34	9	2	3	0	5	9	156
net (hosted more than sent)	-1	2	-3	-15	-6	0	-16	48	-21	-3	16	3	0	2	-6	
2010-2011																
host campus on application	5	5	7	22	1	1	0	62	5	4	2	2	0	6	4	126
home campus on application	1	4	5	37	5	0	12	10	40	2	3	0	0	4	3	126
net (hosted more than sent)	4	1	2	-15	-4	1	-12	52	-35	2	-1	2	0	2	1	
2011-2012																
host campus on application	5	1	9	11	4	0	0	62	0	2	14	3	0	3	5	119
home campus on application	5	3	19	54	3	0	7	13	0	1	2	0	1	8	3	119
net (hosted more than sent)	0	-2	-10	-43	1	0	-7	49	0	1	12	3	-1	-5	2	
2012-2013																
host campus on application	0	3	10	14	5	1	1	47	0	2	9	0	1	2	0	95
home campus on application	1	2	9	41	3	0	3	9	0	9	13	2	2	1	0	95
net (hosted more than sent)	-1	1	1	-27	2	1	-2	38	0	-7	-4	-2	-1	1	0	
TOTAL HOSTED	13	20	40	93	11	3	2	295	31	15	59	11	1	19	13	
TOTAL HOME	10	14	65	208	21	0	47	61	106	25	20	6	3	22	18	
NET (HOST-HOME)	3	6	-25	-115	-10	3	-45	234	-75	-10	39	5	-2	-3	-5	

Appendix G: TSP course numbers including hosted, home, and net (host minus home), 2008-2013

	Iowa	IU	MSU	NWU	OSU	PSU	PU	UC	UIC	UTUC	Umich	UMN	UNL	UW-Mad	UW-Milw	Total Apps
2008-2009																
host campus on application	3	10	4	36	1	1	0	87	14	2	18	0	0	1	1	178
home campus on application	5	4	21	51	5	0	11	13	44	11	0	2	0	8	3	178
net (hosted more than sent)	-2	6	-17	-15	-4	1	-11	74	-30	-9	18	-2	0	-7	-2	
2009-2010																
host campus on application	0	13	14	23	0	0	1	83	16	7	26	15	0	9	3	210
home campus on application	1	5	14	50	15	0	19	19	43	23	2	3	0	5	11	210
net (hosted more than sent)	-1	8	0	-27	-15	0	-18	64	-27	-16	24	12	0	4	-8	
2010-2011																
host campus on application	5	12	8	25	3	2	0	81	5	5	2	2	0	8	4	162
home campus on application	1	6	5	48	9	0	14	19	45	4	4	0	0	4	3	162
net (hosted more than sent)	4	6	3	-23	-6	2	-14	62	-40	1	-2	2	0	4	1	
2011-2012																
host campus on application	11	5	13	16	5	0	0	86	0	3	16	3	0	3	5	166
home campus on application	9	5	23	72	3	0	17	15	0	1	2	0	3	13	3	166
net (hosted more than sent)	2	0	-10	-56	2	0	-17	71	0	2	14	3	-3	-10	2	
2012-2013																
host campus on application	0	10	10	16	11	4	1	76	0	2	13	0	1	4	0	148
home campus on application	1	3	11	56	13	0	4	9	0	26	13	5	2	5	0	148
net (hosted more than sent)	-1	7	-1	-40	-2	4	-3	67	0	-24	0	-5	-1	-1	0	
TOTAL HOSTED	19	50	49	116	20	7	2	413	35	19	75	20	1	25	13	
TOTAL HOME	17	23	74	277	45	0	65	75	132	65	21	10	5	35	20	
NET (HOST-HOME)	2	27	-25	-161	-25	7	-63	338	-97	-46	54	10	-4	-10	-7	

Appendix H: Course Enrollments by Area of Study, 2008-2013

Area of Study	2008-2009	2009-2010	2010-2011	2011-2012	2012-2013
Anthropology	3	5	6	3	7
Art	6	16	12	11	3
Biological Sciences	17	23	14	26	5
Business	15	18	16	8	12
Communications Studies	0	1	1	0	0
Economics	19	18	7	10	1
Education	8	15	6	11	12
English	3	8	3	8	7
History	14	10	10	10	16
Humanities/Social Science	86	97	64	74	73
Languages	37	48	46	45	41
Nursing	6	5	3	1	0
Philosophy	10	5	3	12	10
Political Science	8	2	0	1	1
Psychology	2	6	7	2	4
Research	16	19	20	15	12
Statistics/Math/Computer Science	11	6	6	7	5

Traveling Scholar Program Contacts

Martha Sykes

Office of Graduate Affairs
University of Chicago
5801 S. Ellis Ave
Room 225
Chicago, IL 60637
Phone: (773) 702-7813
Fax: (773) 702-1194
Email: mjackso@uchicago.edu

William Weaver

Assistant Director for Ph.D Engagement
Graduate Student Affairs
University of Chicago
5801 South Ellis Avenue, 227
Chicago, IL 60637
Phone: (773) 702-6093
Email: wweaver@uchicago.edu

Allison McKinney

Assistant Director
Graduate Student Academic Services
University of Illinois-UC
801 S. Wright Street
204 Coble Hall, MC-322
Champaign, IL 61820
Phone: (217) 333-2364
Fax: (217) 333-8019
Email: agrindly@illinois.edu

Jody Smith

Assistant Director
Academic Affairs
Indiana University
Kirkwood Hall 114
130 S. Woodlawn Avenue
Bloomington, IN 47405-7104
Phone: (812) 855-4010
Fax: (812) 855-4266
Email: josmith@iu.edu

Eunice Prosser

Graduate College
University of Iowa
205 Gilmore Hall
Iowa City, IA 52242
Phone: (319) 335-2146
Email: eunice-prosser@uiowa.edu

Mark A. Shayman

Associate Dean
Student Success
University of Maryland
2449 A.V. Williams Building
College Park, MD 20742-3285
Phone: (301) 405-3667
Email: shayman@umd.edu

Lee Eriksson

Administrative Specialist
Rackham Graduate School
University of Michigan
120 Rackham
915 E. Washington
Ann Arbor, MI 48109
Phone: (734) 647-4543
Email: lerikss@umich.edu

Bonnie Wood

Graduate School
Michigan State University
479 W. Circle Drive
Linton Hall Room 118
East Lansing, MI 48824
Phone: (517) 353-3355
Email: woodbon@msu.edu

James Rowan

Graduate School Admissions
University of Minnesota
Phone: (612) 626-7454
Email: j-rowa@umn.edu

Jane Schneider
Graduate Studies
University of Nebraska-Lincoln
1100 Seaton Hall
Lincoln, NE 68588
Phone: (402) 472-8670
Email: jane.schneider@unl.edu

Antoaneta Condurat
Counselor Student Services
Graduate School
Northwestern University
Phone: (847) 491-8469
Email: a-condurat@northwestern.edu

Samuel Jordan
Director of Registration Services
The Graduate School
Ohio State University
247 University Hall
230 N. Oval Mall
Columbus, OH 43210
Phone: (614) 292-6031
Email: jordan.194@osu.edu

Tracey Noviello
Executive Assistant
Grad School - Office of the Dean
Pennsylvania State University
211 Kern Graduate Building
University Park, PA 16802 8148652516
Email: tln15@psu.edu

Cyndi Lynch
Director of Fellowships & Professional
Development
The Graduate School
Purdue University
Young Hall 160
302 Wood Street
West Lafayette, IN 47906-3560
Phone: (765) 494-2598
Fax: (765) 494-0136
Email: clynch@purdue.edu

Harvey Waterman
Associate Dean for Academic Administration
Graduate School - New Brunswick
Rutgers, State University of NJ
25 Bishop Place
New Brunswick, NJ 08901
Phone: (848) 932-7275
Phone: (848) 932-9366
Email: waterman@rutgers.edu

Elena Hsiao-Ching Hsu
Degree Coordinator
Graduate School
University of Wisconsin-Madison
217 Bascom Hall
Madison, WI 53706-1380
Phone: (608) 262-3011
Fax: (608) 265-6742
Email: elenahsu@grad.wisc.edu