



TOGETHER **WE WORK.**

TOGETHER **IT WORKS.**

CIC International Student Census Open Doors Survey Fall 2013

University of Chicago ♦ University of Illinois ♦ Indiana University ♦ University of Iowa
University of Maryland ♦ University of Michigan ♦ Michigan State University
University of Minnesota ♦ University of Nebraska—Lincoln ♦ Northwestern University
Ohio State University ♦ Pennsylvania State University ♦ Purdue University
Rutgers University ♦ University of Wisconsin—Madison

CIC International Student Highlights – Fall 2013

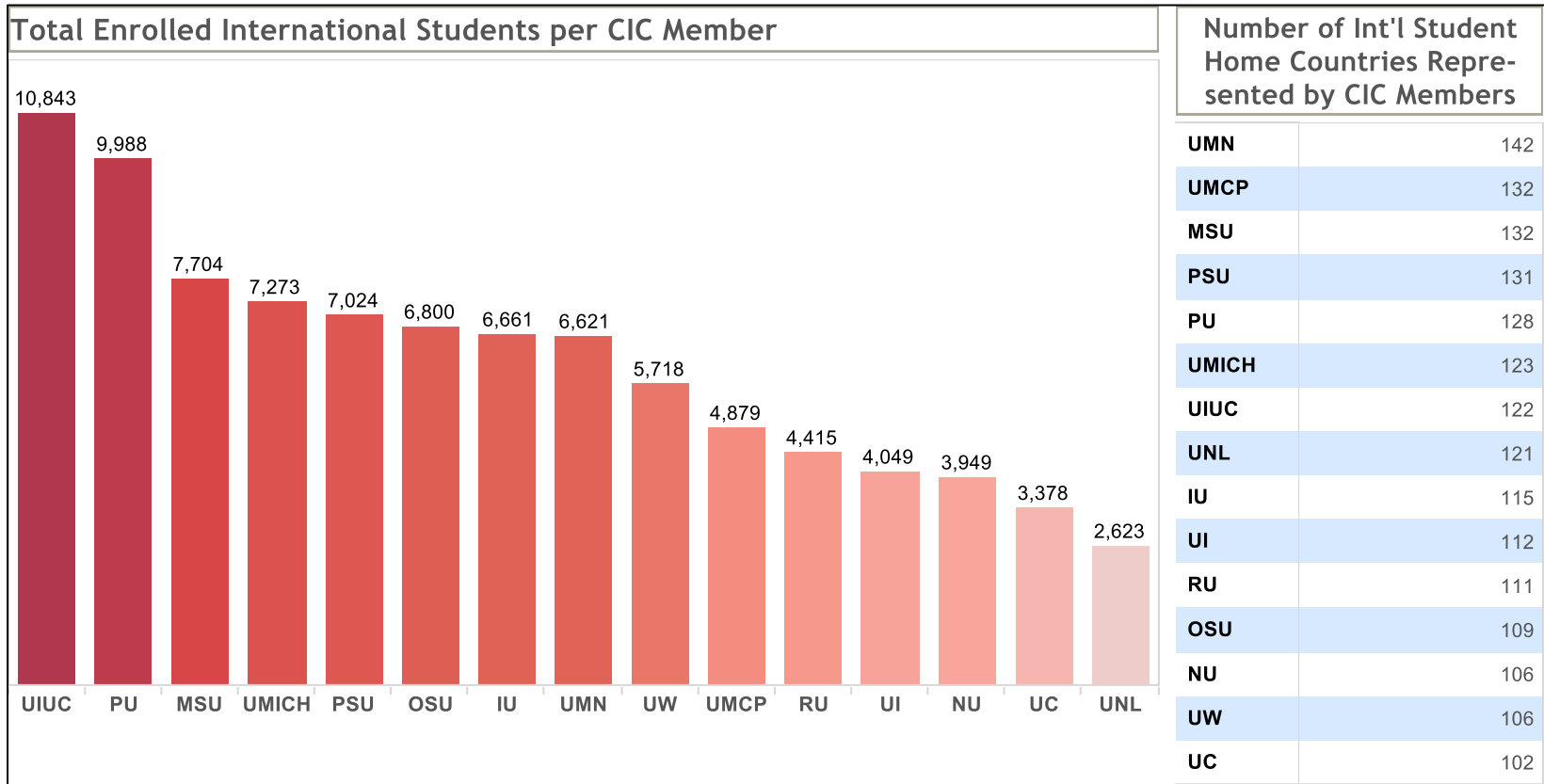
- **91,925** international students were enrolled in CIC schools in Fall 2013.¹

Total Enrolled International Students			
	2011	2012	2013
Freshman	8,183	8,519	7,334
Sophomore	6,362	6,685	6,833
Junior	6,164	6,821	6,659
Senior	7,164	8,396	8,588
Bachelor's, Unspecified	535	3,608	7,579
Intensive English Language (IEL)	978	2,653	1,411
Master's	10,004	13,030	15,070
Graduate, Unspecified	443	214	698
Doctoral	19,077	21,905	21,807
Post-Completion OPT	6,748	9,020	11,065
Professional (e.g. JD, MD, DDS, DVM, etc.)	2,330	2,614	2,365
Non Degree	2,804	2,737	2,516
Unknown Academic Level	0	2	0
Grand Total	70,792	86,204	91,925

- The Top 5 Programs of Study were **engineering, business, social sciences, mathematics & statistics, and computer & information sciences.**
- The most international students **originated from China, India, and South Korea**, making up over 65% of the total studying at CIC schools.
- About 12% of enrolled international graduate students were on **Optional Practical Training (OPT)**, meaning they were authorized for temporary employment authorization that relates to the student's field of study. OPT employment authorization is typically granted for 12 months after the completion of a degree.

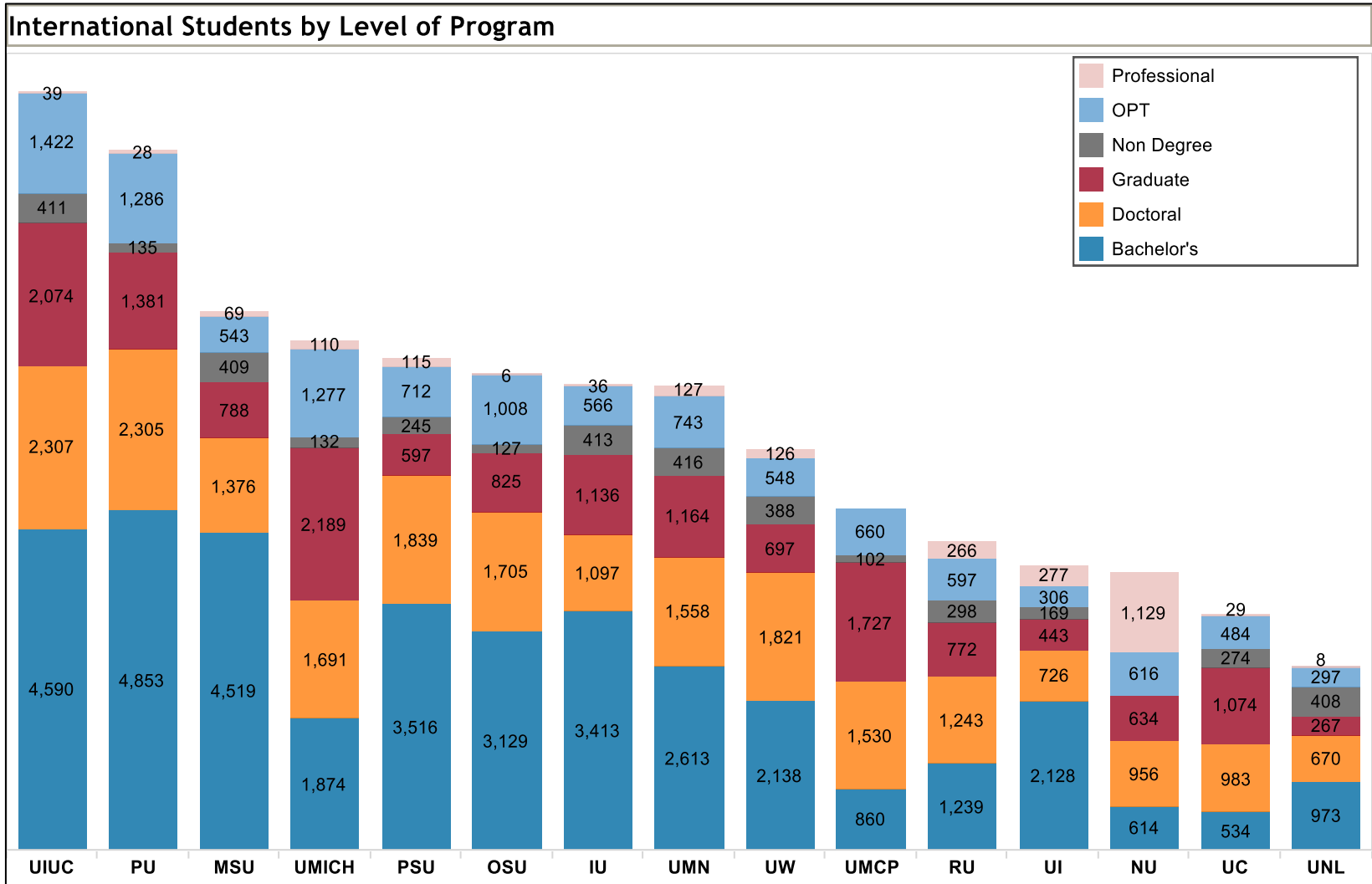
¹Source: All CIC International Student Data is based on preliminary results from the International Institute of Education (IIE) Open Doors survey as of Summer 2014 unless stated otherwise.

Enrolled International Students at CIC Schools in Fall 2013



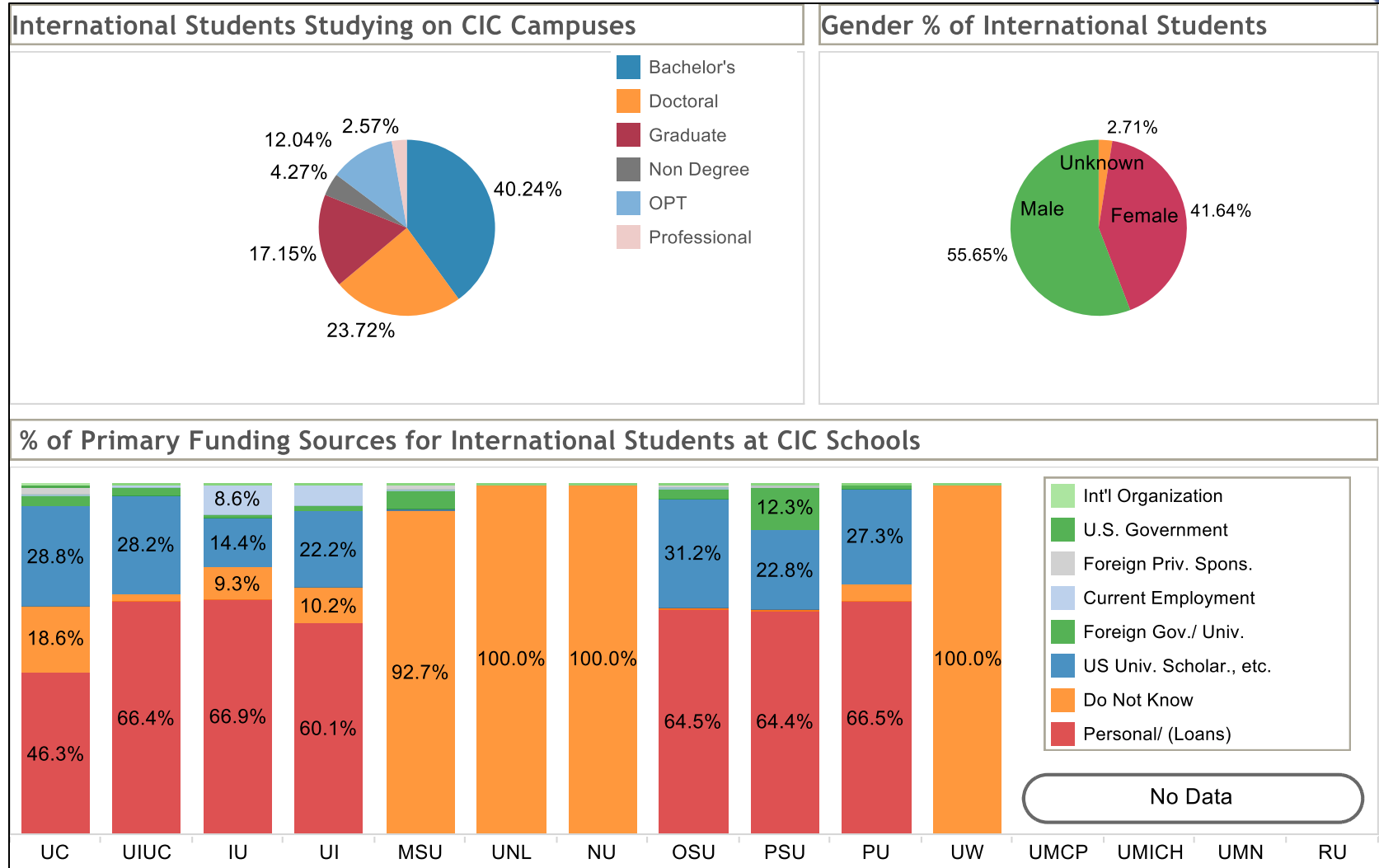
- The **University of Illinois at Urbana-Champaign**, **Purdue University**, and **Michigan State University** enrolled the most international students among the CIC schools.
- The **University of Minnesota**, the **University of Maryland**, **Michigan State University**, **Pennsylvania State University**, and **Purdue University** had the greatest number of countries represented.

Enrolled International Students at CIC Schools in Fall 2013



International Students at CIC Schools

Fall 2013



International Students at CIC Schools

Fall 2013 Enrollees

Countries of Origin		Field of Study	
China (CH)	45.42%	Engineering	22.76%
India (IN)	11.51%	Business, Management, Marketing and Related Support S..	18.36%
South Korea (KS)	10.02%	Social Sciences	7.04%
Taiwan (TW)	2.94%	Mathematics and Statistics	5.21%
Unknown Origin	2.35%	Computer and Information Sciences and Support Services	4.99%
Canada (CA)	1.85%	Unknown Field of Study	4.90%
Malaysia (MY)	1.78%	Physical Sciences	4.29%
Saudi Arabia (SA)	1.33%	Biological and Biomedical Sciences	4.15%
Turkey (TU)	1.24%	Liberal Arts and Sciences/General Studies	3.95%
Iran (IR)	1.12%	Undeclared	2.36%
Brazil (BR)	1.09%	Agriculture, Agriculture Operations and Related Sciences	2.22%
Japan (JA)	0.95%	Education	2.13%
Indonesia (ID)	0.84%	Visual and Performing Arts	2.05%
Thailand (TH)	0.77%	Communication, Journalism and Related Programs	1.93%
Hong Kong (HK)	0.74%	Health Professions and Related Clinical Sciences	1.86%
Other Places	0.67%	Psychology	1.41%
Mexico (MX)	0.66%	Legal Professions and Studies	1.27%
Germany (GM)	0.64%	Foreign Languages, Literatures and Linguistics	1.21%
Vietnam (VM)	0.63%	Intensive English	1.16%
Singapore (SN)	0.59%	Architecture and Related Services	1.06%
United Kingdom (UK)	0.59%	Public Administration and Social Service Professions	0.98%
Colombia (CO)	0.54%	Multi/Interdisciplinary Studies	0.93%
Pakistan (PK)	0.46%	Engineering Technologies/Technicians	0.54%
France (FR)	0.45%		
Italy (IT)	0.41%		
Nigeria (NI)	0.40%		



PURDUE
UNIVERSITY



UNIVERSITY OF MICHIGAN



RUTGERS



WISCONSIN
UNIVERSITY OF WISCONSIN-MADISON



ILLINOIS
UNIVERSITY OF ILLINOIS AT URBANA-CHAMPAIGN



UNIVERSITY OF MINNESOTA



NORTHWESTERN
UNIVERSITY



THE
OHIO
STATE
UNIVERSITY



THE UNIVERSITY OF
CHICAGO



UNIVERSITY OF
MARYLAND

MICHIGAN STATE
UNIVERSITY



INDIANA UNIVERSITY

PENNSTATE



THE UNIVERSITY
OF IOWA



UNIVERSITY OF
Nebraska
Lincoln

The Committee on Institutional Cooperation (CIC) is a consortium of the Big Ten member universities plus the University of Chicago. For more than half a century, CIC members have collaborated to advance their academic missions, generate unique opportunities for students and faculty, and serve the common good by sharing expertise, leveraging campus resources, and collaborating on innovative programming.